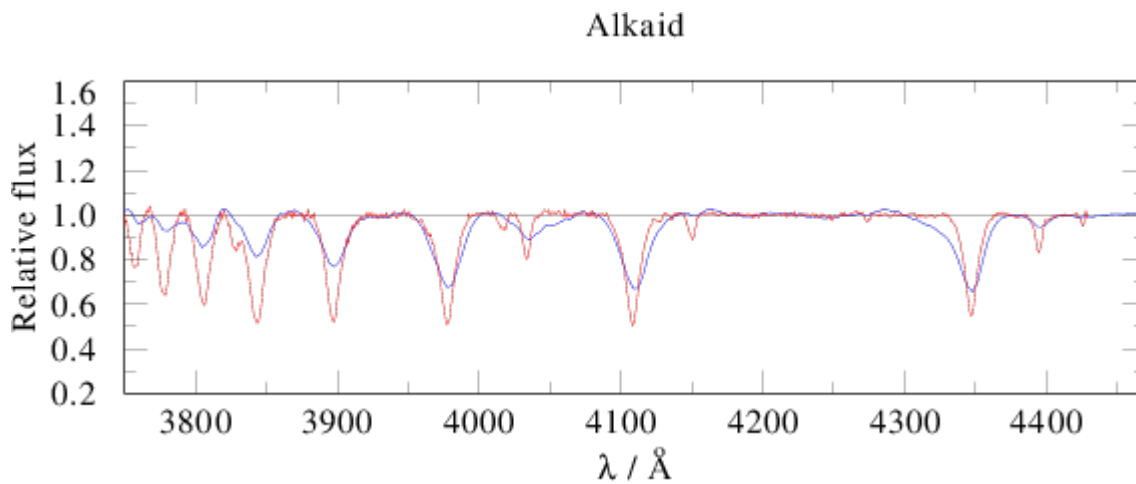


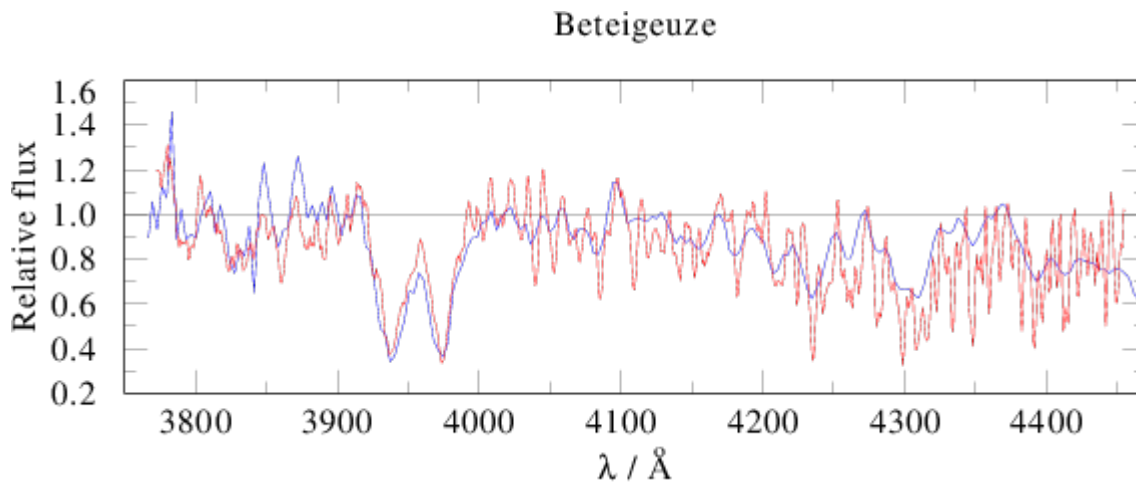
## Comparison between the 200 lines and the 900 lines grating

The following figures show spectra of approximately 700 Å width for different stars. The blue and red spectra were taken with the grating exhibiting 900 lines/mm and 200 lines/mm, respectively. The spectral resolution in the red spectrum should be higher by a factor of seven.

### Alkaid

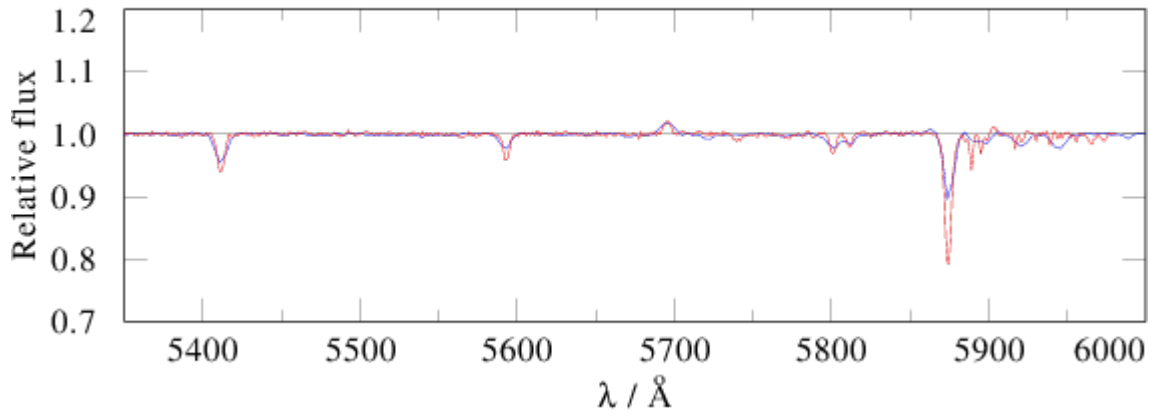


### Betelgeuse



### Delta Orionis

### Delta Orionis (Mintaka)



From:  
<https://polaris.astro.physik.uni-potsdam.de/wiki/> - **OST Wiki**

Permanent link:  
<https://polaris.astro.physik.uni-potsdam.de/wiki/doku.php?id=en:ost:spektrograph:aufnahmen>

Last update: **2019/01/08 13:58**

